

See discussions, stats, and author profiles for this publication at: <https://www.researchgate.net/publication/348930509>

# IoT based Smart Healthcare Monitoring Systems: A Literature Review

Article · December 2020

CITATIONS

3

READS

8,792

5 authors, including:



Ramadoss Prabha

Sri Sai Ram Institute of Technology

28 PUBLICATIONS 89 CITATIONS

SEE PROFILE



Venkatesh Ramani

REC

8 PUBLICATIONS 19 CITATIONS

SEE PROFILE

Some of the authors of this publication are also working on these related projects:



The proposed converter consists of two Zeta converters are connected in parallel producing an output that increases the voltage ratings whereas input of the converters increases the current ratings. [View project](#)



this project analyses the security systems in the automatic teller machine. In the future, suspicious activities and robbery of thieves will be avoided. For the bank authority, it will be useful for the implementation of their customer services through ATM installation [View project](#)

# IoT based Smart Healthcare Monitoring Systems: A Literature Review

R. Alekya<sup>1</sup>, Neelima Devi Boddeti<sup>2</sup>, K. Salomi Monica<sup>3</sup>, Dr.R. Prabha<sup>4</sup>, Dr.V. Venkatesh<sup>5</sup>

<sup>1</sup>Assistant Professor, Department of Electronics & Communication Engineering, St. Martin's Engineering College, Hyderabad, Telangana, India. E-mail: alekyaa07@gmail.com

<sup>2</sup>Adjunct Professor, Department of Electronics & Communication Engineering, Christ University, Bangalore, Karnataka, India. E-mail: b.neelimadevi1990@gmail.com

<sup>3</sup>Assistant Professor, Department of Electronics & Communication Engineering, Marri Laxman Reddy Institute of Technology & Management, Hyderabad, Telangana, India. E-mail: monicasalomi2014@gmail.com

<sup>4</sup>Associate Professor, Department of Electronics & Communication Engineering, Sri Sai Ram Institute of Technology, Chennai, Tamil Nadu. E-mail: r.praba05@gmail.com

<sup>5</sup>Assistant Professor, Department of Electrical & Electronics Engineering, Rajalakshmi Engineering College, Chennai, Tamil Nadu, India. E-mail: venkatesh.v@rajalakshmi.edu.in

**Abstract:** *In the main process, research into health requests is immovable among the different requests of IoT. Healthcare requests generally reflect close attention to IoT techniques due to cost savings, ease of interpretation, and recovery of patients personal satisfaction. This paper helps to imagine how IoT can be incorporated into complex health care procedures. The "Mobile Healthcare Management System (HMS)" is one of the main IoT apps that link the Internet to mobile sensors, people, clinicians, networks and other connected devices. The failed method, the IoT-based smart HMS, has made it possible for clinicians to monitor their patients in remote areas on an ongoing basis. The Internet of Things cooperates with numerous technologies, such as the Wireless Sensor Network (WSN), which communicates with each other through Coap, 6LoWPAN, REST and other protocols, such as radio frequency data, smart mobile inventions and wireless sensor networks.*

**Keywords:** *HMS (Healthcare Management System), Internet of Things (IoT), Smart Healthcare, WSN (Wireless Sensor Networks), Recognition of Radio Frequency.*

## 1. INTRODUCTION

In "Kevin Ashton 1999" the word "IoT" was first created and considered it important as an arrangement for simulating multiple services. There are different definitions of IoT and the "Internet of Things" is a powerful network system that can be structured according to the framework of standard collaborative communication agreements based upon the IoT European Research Cluster (IECR) project concept. IoT is an infrastructure that links everyone, wherever, wherever and wherever to all facilities, flexibly, through connectivity and networking. It is seen as a groundbreaking development with several improvements over the years. The IoT came as a revolutionary idea, which was implemented in a smart world with a kind of rational energy efficient technology. "IoT has become a major focus of health, energy, the environment, public protection, food and water access, connectivity, manufacturing and so on, and much more in different areas of social use. Currently, 20.35 billion connected devices will hit 75.44 billion in 2025 globally and statistically.

## 2. LITERATURE SURVEY

The study of “IoT” was comprehensive and montages relations and constraints. The main goal of “IoT” is to ensure that, in conjunction with “electronic sensor” devices, Internet-based communications and the sending and reception of information are conventionally accessible. In a report “28.4 billion IoT users in 2017 and by 2020 they are going up to 50.1 billion” remained the result of one report. “IoT”, according to scientific charity, provides a range of services. “Wi-Fi, mobile phone, NFC, GPS etc.” is continuity of contact. The IoT main aim, though, is to incorporate organizations, mechanization so that messages can be transmitted without interruptions, compared to software creation; the start of the programmed is the most frequently recycled sensors with accelerometers, compression-embedding camps such as the “MCUS, MPUs”. The services have improved “intelligent fitness, transportation, grids, parking and intelligent homes.” Therefore, the core goal of IoT is to combine organizations and mechanization in order to provide messages continuously. The initial opinion for the “IoT phase is divided into criteria, specifications and implementation” is comparable to software development overall. An essential method is the final section containing the company process. “H.” In order to understand the specifications of any IoT project Eskelinen submitted two questions and included them in the design phase. These moments of design-based science lead to adequate exploration of the following concepts, before the construction is funded, a strategy needs to be created that blends realistic goals with theory, and one has to bear in mind at the same time that real life is a research centre. Systematic and professional testing methods should be carried out. The designs should always be taken into account for any failure, and the designs chosen should be demonstrated to be durable over time. While Saini et.al developed its healthcare system, the consumer was the subject of the study: the programmed specifications used a basic design methodology similar to typical software development courses. The WSN is a significant part of IoT, and it also plays an important role in its healthcare applications. They are known for their high-end and miscellany wireless control systems over other regular devices. Working on the WSN for pulse rates and oxygen saturation was emphasized by Rotariu and Manta in 2012. Yuehong etc., on the other hand, and ECG and blood pressure sensors mounted on the mobile telephone in 2016. With the IoT approach in the health analogy, the wireless network improves, he said. Tan et.al used Wi-Fi technology for its 2012 work in the control area to relay messages on different body functionality, such as blood pressure, pulse rate, body temperature and oxygen saturation. J.J.R. and Wannenburg. Bluetooth was introduced into the smart phone by Malekianc to track patients further.

## 3. IOT IN HEALTHCARE

By introduction of 'IoT' it has been possible to distinguish between 'health data' in the analyzing and diagnostic of a physician after systems of physical sensors. The biggest benefit of the 'IoT in healthcare' is to reduce maintenance burden, followed by an increase in the chance of healthcare. The addition individual and online health care network was great learning experience and anticipated that mobile information and general technology killing applications would lead to the development of cloud health services. IoT is already offered as a primary platform for neurological awareness monitoring. Because effective surveillance devices are not available, it is possible to take many higher risks. Technologies such as IoT are played here. The best interest of the patient is such caution. Multiple sensors are used to analyze patient details. The caregiver can provide adequate guidance on health care. Increased monitoring is required for IoT devices commonly used for disabled patients. Monitoring strategies, through the assistance of the sensors, have been collected to maintain a constant material movement by the patients referred to there for caregivers. In turn, this

enhances care quality. In the end, this leads to care costs. The figure below shows how IoT plays a major role in healthcare.

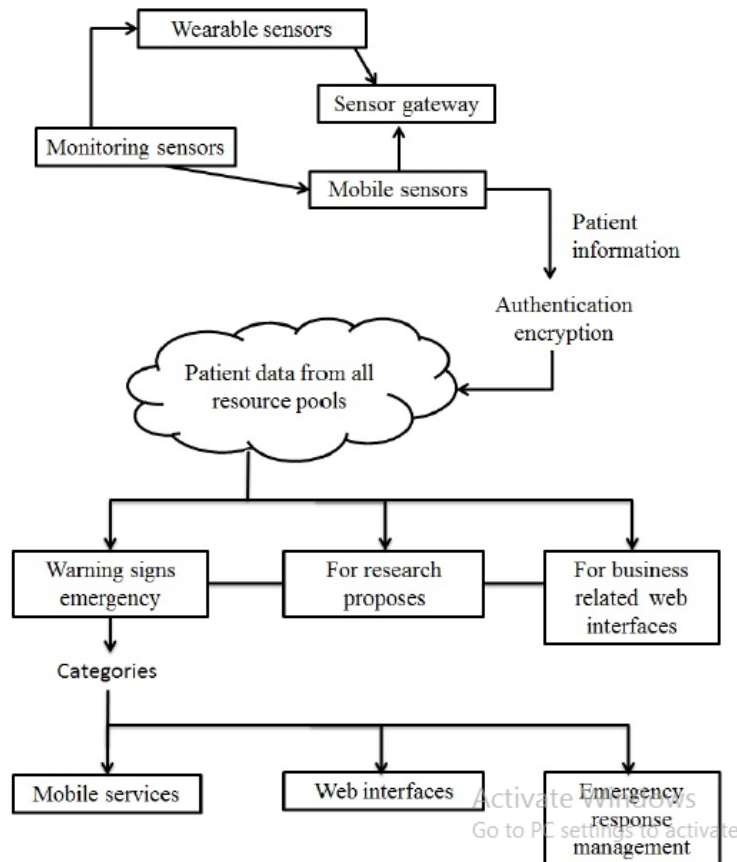


Fig. 1 IoT in Healthcare Monitoring Systems

### The Architecture of IoT in HealthCare

IoT is a network of physical object-linked devices that allow remote devices to hear, analyze, and monitor. The computational mechanism for linking computer hardware to allow communication between sensors and smart sewing equipment. IoT implementations in IoT data processing rely heavily on the middleware layer. Smart grid, clever city, clever home, clever agriculture, clever communications... are all other IoT systems. The three-layer IoT architecture is based on the layers of understanding and networking. It is further expanded to include middleware and business applications.

1. **Perception layer:** The sensory and physical instruments are identified in the cognitive layer. The perceptual layer sensor system points to and then detects an object and collects object information. Information on temperature, mobility, position, moisture, vibrations, distance, speed, chemical changes etc can be collected according to the kind of sensor. The information is then passed to the next processing layer. When a lady wears fixed earrings which are clean to her ears and help diagnose various organ conditions and win a woman's position? The viewing layer transmits the collected data to the processing network layer through the node.
2. **Perception Layer:**The "Broadcast Layer" is often named, with its key purpose being to connect various waiters, intelligent objects and network devices. Collect sensor data on sensor devices transmits. The system of communication can be infrared, Bluetooth, ZigBee, Wi-Fi, UMTS and 3 G technologies. After network layer coating, the information

from the core is then moved to the middleware layer, which transfers the information from the core to the front of the working layer.

3. **Middle wave Layer:** Experiencing the enormous amount of data obtained from the network layer is the big processing layer that stores it. The data base communication and resource management are responsible, because it is in the middle layer and provides the lower layers with a service layer. To process vast quantities of data links it with Big Data and Cloud computing. Body temperature analysis and checked is performed on data obtained by earrings. In a sector which is reliable and similar to the customer, if there is a difference in the average temperature.
4. **Application Layer:** An essential aspect of this layer is to provide end-users with application-oriented services. That is because the layer explicitly interacts with the end user by having application layers. When the information has been obtained on the earrings of a lady, tell you that you have fever and you can contact the lady in question on the application form. This is a layer that communicates with the user by sending a smart phone message about the flu.
5. **Business Layer:** The corporate layer controls the whole eco-business model of IoT. It helps end users decide more efficiently. For example, a person with fever would suggest details in your closest clinic or hospital.

#### Wearable Devices

For things such as bracelets, ornamentation, patches, caps, t-shirts (t-shirts), bands, glasses Wearable processes can be tailored to the "real body." This equipment has been used to contact the person who monitors the disease, personal health and the information gathered which has been sent to the central and internal research centre. Three elements are wearable devices such as cameras, machine buildings and exhibits. Wearable devices may provide natural statistics, including calories, steps, heart rate, blood pressure; time spent exercising, and so on. The effect on these devices is enormous and of course very strong, which has a good focus on monitoring the physical health of our users.

Various wearable devices as given below:

- ✓ **Pulse Oximetry:** The unit tests the oxygen saturation level of the human body and monitors the difference in the skin blood flow associated with the cardiac cycle. The pump oximeter, containing an image detector and light-emitting diodes (LEDs), is connected to the finger or ear. The red light sent or carried back into the human body tests infrastructure. The distinction between the level of the installation and the amount of deoxygenated hemoglobin helped to measure oxygen saturation. It is used to calculate the heart rate as Photo Plethysmo Graph (PPG).
- ✓ **Electrocardiography (ECG):** A waveform that monitors the heart continues to function and provides time information. There is also restricted readiness for automation for ECG calculation based on wireless sensor devices.
- ✓ **Blood Pressure:** The energy used by blood pumping into the blood vessels helps to quantify it. The oscillometric approach is used to calculate these types of sensors for the hand frame and systolic readings.
- ✓ **Electromyography (EMG):** The muscle research works by looking at the muscle's electrical signals. For all electric signals EMG is the spatio-temporal DRM. The EMG signal therefore provides an efficient way to monitor human muscles' activities.
- ✓ **Electroencephalography (EEG):** EEG is a representation of human brain functions. Wireless Intelligent Sensor (WISE) is a low-frequency control device equipped for EEG data acquisition, wireless communication and analogue signal synchronization applications, and low-level real-time signal processing.

## Implantable Devices

Under the jar of the human body and the help overhaul part or structure are inserted Artificial Implants. Implants are more widely used for multiple applications including neural prosthesis, orthopedics, heart stent, artificial pacemakers, etc. Any organic material such as apatite, silicone, titanium can be extracted from the outside layer of the implanted equipment, and the contents must be chosen according to the human body's specifications. Ceramics, metals and polymers may be manufactured from materials used for artificial devices. The following are other equipment listed:

- ✓ **Glucose Monitoring:** A mixed membrane in the tumor tissue is the competent procedure for the implantation of the sensor. During the 30s, body sugar levels can be tracked and data transmission occurs every 5 minutes. When the sensors are in place and the level of glucose can be regulated, an alternative to the insulin level is given.
- ✓ **Implantable Neural Stimulators:** These types of electrical stimulation trigger electric impulses to relieve chronic pain in the human spinal cord or brain.

## Applications of IoT in Healthcare

Applications to healthcare allow patients and adults to live independently. IoT sensors are used during this period for diagnosing and re-evaluation of their wellbeing and sending alerts in unlawful circumstances. The IoT device itself will advise the patient appropriately when other minor problems are detected". "The sections below cover the different IoT uses in healthcare.

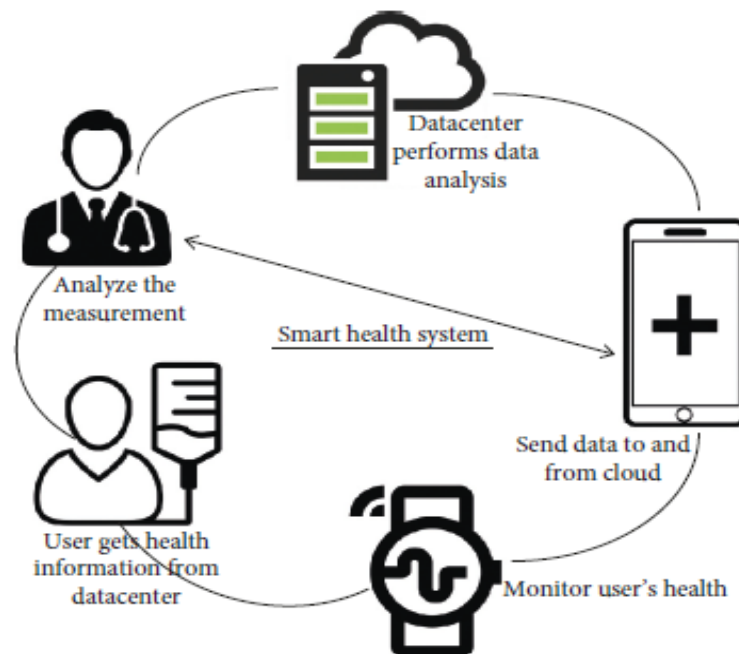


Fig.2 Applications of IoT in Healthcare

They are split into two general types of health applications made for IoT: single step and mixed mode, as seen in Figure 3.

- Single status applications:** such applications designed for a specific disease.

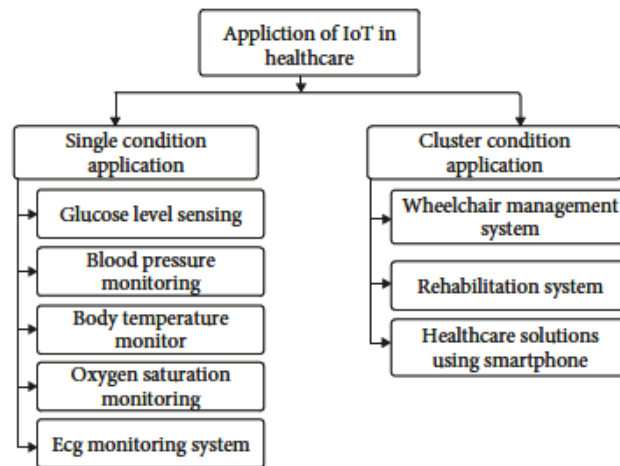


Fig.3 Classification of applications in IoT based Healthcare

- Glucose Sensitivity:** Diabetes is a metabolic condition if the sugar level at a long-term period is above average. The blood sugar control system generates blood glucose of some kind and helps to prescribe a healthy diet, appropriate tests and medications. It is currently proposed an m-IoT configuration process that is not permitted based on glucose. To this end, different sensors are linked in patients through the correct provider of IPv6 connectivity. In the operating system, it creates an IoT-based communication unit that transmits the information gathered to the level of blood sugar. A collector of glucose, a computer or a smart phone and the processor is included in this package. A standard IoT-based detector for glucose levels is also proposed.
- Blood Pressure Monitoring System:** High blood pressure shows the heart pumping through the body powerfully. The method of IoT promotes the diagnosis and treatment of health problems, including blood pressure (BP), hemoglobin (HB), levels of blood sugar and abnormal cell growth. An IoT system for blood pressure, diabetes and obesity treatment.
- Body Temperature Monitoring:** Body temperature control and tracking is an essential component in health applications. The homeostasis change depends on the temperature of the body, based on the m-IoT principle. Telos Bmote software body-sensor sensors have clear and efficient internal performance. On the top of an IoT unit, the body temperature control device is centered on the home port. It supports the control and calculation of the temperature infrared detection and RFID module.
- Oxygen Saturation Monitoring System:** The Pulse oximeter is used to measure oxygen in the blood continuously. The use of IoT with pulse oximetry is useful for technical applications. The benefit of IoT-based pulse oximetry is addressed by coAP-based health care system studies. Ninin shows the function of the Wrist OX2 oximeter machine. This system is wired to Bluetooth and links the sensor directly to Monere. To track remote patients, an IoT-based norm and low-pulse oximeter is used. The IoT network allows this system to continuously monitor the health of patients.
- ECG (Electrocardiogram) Monitoring System:** The ECG monitoring unit has the option of displaying the user / patient ECG waves. A patient's medical report is published by gathering ECG signals and uploading data to the cloud network. Provides user input on the basis of the collected information. With a traditional analogue to digital transformer, the IIo-OTG microcontroller transforms ECG signals and downloads a binary file output from the cloud network for analysis and identification of irregular

conditions for human health. The full advantage of these machines decreases waiting times and decreases facilities in hospitals and emergency departments.

- ii. **Consolidated status requests:** These applications can treat certain diseases together.
- **Wheelchair Management System:** Comfortable wheelchairs are suggested by experts to save the lives of the elderly and individuals with disabilities. IoT plays a significant role in speeding up this process in this region. Smart wheelchairs are fitted with different sensors to track seat movement and also to display the status of patient / user.
- **Rehabilitation System:** The process of regenerating population growth issues and a lack of life skills can be improved by IoT. The capabilities of physically disabled people can be strengthened. In order to strengthen the recovery mechanism, the Body Sensor Network was introduced. Ontology-based automation architecture reveals that IoT can be a great way to manage information in real time. The Early Childhood Education programmed, the intelligent city medical recovery programmed and the integrated goal technology programmed are many of the services that IoT has created.
- **Healthcare Solutions Using Smartphone:** The electronic device control system with sensors has so far been seen on the Smartphone. Specific mobile applications are offered in the healthcare sector to support patients, provide medical training and provide initial training. A range of software and hardware products that portray the Smartphone as a useful tool in healthcare are being developed. Table 1. Offers a list of the most popular general health mobile apps.

Table 1: Healthcare Applications using Smartphone

Apps	Description
Health Assistant	Health Assistant keeps record of health parameters like weight, blood pressure, body temperature, and other physical activities
Healthy Children	Helps in finding a paediatrician in nearby location and requests for quick response
Google Fit	Using sensors, it automatically tracks walking, running, and cycling activities
Noom Walk	It is a health and fitness app like pedometer which counts user's steps
Heart Rate Monitor	This app allows a user to measure and monitor the heart rate at actual time and keep a record for later analysis
Eye Care Plus	This app helps in naturally improving vision by testing eye health information
Blood Pressure Watch	This is a wearable device which collects, monitors, and keeps record of blood pressure data

#### 4. CONCLUSION

In this article, IoT was defined as main distributor of health care systems as one of IoT most important uses. Helps to better to provide people with healthcare at any time in any region by eliminating geography, time and other barriers while increasing their coverage and efficiency at the same time. The IoT health revolution is a reality and thus fair, affordable care provides high-quality care to people. These applications produce large quantities of sensor data to be handled properly for monitoring and handling. Cloud computing, through its Base, is a promising approach for efficient knowledge processing in the health sector. The framework provided is special and can be used to handle cloud device and network data specific to a patient. Built on IoT and its design principles, the cloud app allows for direct communication of sensor devices while at the same time making it versatile and effective to serve stored data, users and sensors. Wireless sensor networking in which single access is provided to embedded sensor control systems and the complete system service. This paper thrives to lead to a fully integrated IoT-based health care system and acknowledges the need to integrate the various IoT services further. Further work on safety issues in relation to the different implementation phases needs to be completed.



## 5. REFERENCES

- [1] Saranya. E, Maheswaran. T, “IoT Based Disease Prediction and Diagnosis System for Healthcare”, *International Journal of Engineering Development and Research (IJEDR)* | Volume 7, Issue 2 | ISSN: 2321-9939, pp.232-237, 2019.
- [2] M.M. Dhanvijay and S.C. Patil, “Internet of Things: a survey of enabling technologies in healthcare and its applications,, *Computer Networks*, vol. 153, pp. 113–131, 2019.
- [3] Shah Nazir, Yasir Ali, Naeem Ullah, and Iv’anGarc’ia-Magariño, “Internet of Things for Healthcare Using Effects of Mobile Computing: A Systematic Literature Review”, *Hindawi Wireless Communications and Mobile Computing*, Article ID 5931315, 20 pages, Volume 2019.
- [4] Mohammad Dawood Babakerkhell, Nitin Pandey, “Analysis of Different IOT Based Healthcare Monitoring Systems”, *International Journal of Innovative Technology and Exploring Engineering (IJITEE)* ISSN: 2278-3075, Volume-8 Issue-6S2, April 2019.
- [5] H. Ahmadi, G. Arji, L. Shahmoradi, R. Safdari, M. Nilashi, and M. Alizadeh, “e application of Internet of things in healthcare: a systematic literature review and classification, *Universal Access in the Information Society*, vol. 18, no. 4, pp. 837–869, 2019.
- [6] Dr.T. Poongodi, Dr. Balamurugan Balusamy, Dr.P. Sanjeevikumar, Dr. Jens Bo Holm-Nielsen, “Internet of Things and E-Healthcare system-A Short review on challenges”, *IEEE India info*.vol.14 No. 2, pp. 143-147, 2019
- [7] Smiju Sudevan, Mani Joseph, “Internet of Things: Incorporation into Healthcare Monitoring”, *IEEE*, 2019.
- [8] M.M. Dhanvijay and S. C. Patil, “Internet of Things: A survey of enabling technologies in healthcare and its applications,’ *Computer Networks*, vol.153, pp. 113-131, 2019.
- [9] M.M.E. Mahmoud et al., “Enabling technologies on a cloud of things for smart healthcare,” *IEEE Access*, vol. 6, no. c, pp. 31950-31967, 2018.
- [10] R Sangeetha, Dr.R. Jegadeesan, M P Ramya and G Vennila, “Health Monitoring System Using Internet of Things”, *International Journal of Engineering Research and Advanced Technology (IJERAT)*, E-ISSN: 2454-6135, Volume.4, Issue 3 March-2018.
- [11] Dziak, D., Jachimczyk, B., &Kulesza, W.J., “IoT-based information system for healthcare application: design methodology approach”, *Applied Sciences*,7(6), 596, (2017).
- [12] J. Qi, P. Yang, G. Min, O. Amft, F. Dong, and L. Xu, “Advanced internet, of things for personalized healthcare systems: A survey,” *Pervasive Mob. Computer*. vol. 41, pp. 132-149, 2017.
- [13] S.B. Baker, W. Xiang, and I. Atkinson, “Internet of Things for Smart Healthcare: Technologies, Challenges, and Opportunities,” *IEEE Access*, vol. 5, no. c, pp. 26521-26544, 2017.
- [14] Yuehong, Y.I.N., Zeng, Y., Chen, X.,& Fan, Y., “The internet of things in healthcare: An overview”, *Journal of Industrial Information Integration*,1, 3-13, (2016).
- [15] Ejaz, W., Anpalagan, A., Imran, M.A., Jo, M., Naeem, M., Qaisar, S.B. and Wang, W., “Internet of Things (IoT) in 5G wireless communications”, *IEEE Access*, vol.4, pp.10310-10314, 2016.
- [16] A.B. Pawar and S. Ghumbre, “A survey on IoT applications, security challenges and countermeasures,” in *Proceedings ofthe 2016 International Conference on Computing, Analytics and Security Trends (CAST)*, pp. 294–299, Pune, India, December 2016.
- [17] Ejaz, W., Anpalagan, A., Imran, M.A., Jo, M., Naeem, M., Qaisar, S.B. and Wang, W., “Internet of Things (IoT) in 5G wireless communications”, *IEEE Access*, vol.4, pp.10310-10314, 2016.

- [18] S. Kraijak and P. Tuwanut, "A Survey on IoT Architectures, Protocols, Applications, Security, Privacy, Real-World," *11th Int. Conf. Wireless. Commun. Netw. Mob. Comput.* (WiCOM 2015), pp. 1-6, 2015.
- [19] S.M.R. Islam, D. Kwak, M.H. Kabir, M. Hossain, and K.-S. Kwak, "Internet of Things for health care: a comprehensive survey," *IEEE Access*, vol. 3, pp. 678–708, 2015.
- [20] Islam, S.R., Kwak, D., Kabir, M.H., Hossain, M. and Kwak, K.S., "The internet of things for health care: a comprehensive survey," *IEEE Access*, vol.3, pp.678-708, 2015.
- [21] Borgia, E., "The Internet of Things vision: Key features, applications, and open issues", *Computer Communications*, 54, 1-31, (2014).
- [22] Saini, A., & Yammiyavar, P., "Weak eyesight therapy: A case study in designing an application for m-health systems", *In Human Computer Interactions (ICHCI), 2013 International Conference on* (pp. 1-8). IEEE, 2013.
- [23] Rotariu, C., & Manta, V., "Wireless system for remote monitoring of oxygen saturation and heart rate", *In Computer Science and Information Systems (FedCSIS), 2012 Federated Conference on* (pp. 193-196). IEEE, 2012.
- [24] Tan, S.L., Garcia Guzman, J., & Villa-Lopez, F.H., "A wireless body area network for pervasive health monitoring within smart environments", *In Consumer Electronics-Berlin (ICCE-Berlin), 2012 IEEE International Conference on* (pp.47-51). IEEE, 2012.
- [25] Bui, N., & Zorzi, M., "Health care applications: a solution based on the internet of things", *In Proceedings of the 4<sup>th</sup> International Symposium on Applied Sciences in Biomedical and Communication Technologies* (p. 131). ACM, 2011.
- [26] Ning, H., & Wang, Z., "Future internet of things architecture: like mankind neural system or social organization framework?" *IEEE Communications Letters*, 15(4), 461-463, 2011.
- [27] Pantelopoulos, A., & Bourbakis, N.G., "A survey on wearable sensor-based systems for health monitoring and prognosis", *IEEE Transactions on Systems, Man, and Cybernetics, Part C (Applications and Reviews)*, 40(1), 1-12, (2010).
- [28] A. Pantelopoulos and N. G. Bourbakis, A Survey on wearable systems for monitoring and early diagnosis for the elderly, *IEEE Transactions on Systems, Man and Cybernetics, Part C: Applications and Reviews*, vol. 1, pp. 1-12, 2010.
- [29] D. Dakopoulos and N.G. Bourbakis, Wearable obstacle avoidance electronic travel aids for visually impaired: A Survey, *IEEE Trans on Systems, Man and Cybernetics*, vol. 40, pp. 25-35, 2010.
- [30] O.G. Morchon, H. Baldus and D.S. Sanchez, Resource Efficient Security for Medical Body Sensor Networks, Wearable, and Implantable Body Sensor Networks, *BSN International Workshop*, 4, pp, Apr 2006.